



DESCRIPTION **2017 / 9424A RX 350 5-DR SUV**  
COLOR **EMINENT WHITE**  
VIN **2T2BZMCA0HC070475**  
FINAL ASSEMBLY POINT **CAMBRIDGE, ONTARIO, CANADA**

Delivered by Truck to:  
**RAY CATENA LEXUS**  
**1435 BOSTON POST ROAD**  
**LARCHMONT NY10538**



STANDARD EQUIPMENT & INSTALLED OPTIONS

STANDARD FEATURES

- \* 3.5 Liter 295HP Four Cam 24-Valve V6 Engine
- \* with Variable Valve Timing (VVT-iW)
- \* 8-Speed Automatic Transmission
- \* Drive Mode Select
- \* Full Time Active Torque Control All-Wheel Drive
- \* 18" Aluminum Alloy Wheels
- \* Tire-Specific Pressure Monitoring System
- \* 10 Airbags: Driver & Front Passenger: Front, Knee & Side (6), Rear Side (2), Side Curtain (2)
- \* Lexus Safety System+: Pre-Collision System w/Ped Detection; All-Speed Dynamic Radar Cruise Control; Intelligent High Beam Headlamps; Lane Departure Alert w/Steering Assist & Lane Keep Assist
- \* Anti-Lock Braking System (ABS) w/ Electronic Brakeforce Distribution (EBD) & Brake Assist
- \* LED Fog Lamps, Tail Lamps, Daytime Running Lights, & Auto On/Off Bi-LED Headlamps
- \* LED Clearance Lamps and Illuminated Door Handles
- \* Vehicle Theft-Deterrent Sys w/Engine Immobilizer
- \* Lexus Enform Safety Connect, Service Connect, Remote, (includes 1-year subscription)

- \* Lexus 9-speaker Premium 8" Color LCD Display
- \* Audio System, HD Radio w/iTunes tagging, Dual USB
- \* iPod/MP3 Control, SiriusXM Satellite Radio (3-month All Access trial subscription included),
- \* Scout GPS Link
- \* Backup Camera
- \* Auto Dual Zone Climate Control Sys w/Rear Vents
- \* 10-Way Power NuLuxe-trimmed Front Seats
- \* Power Tilt-and-Telescopic Steering Column
- \* Reclining/Sliding 40/20/40 Split Rear Seat
- \* Power Back Door
- \* Rear View Mirror- Auto Dimming, Homelink Garage Door with Compass
- \* SmartAccess with push-button Start/Stop
- \* 4.2" Multi-Information Display with Lexus Personalized Settings, Trip Computer & Outside Temp Display
- \* Carpeted Floor Mats

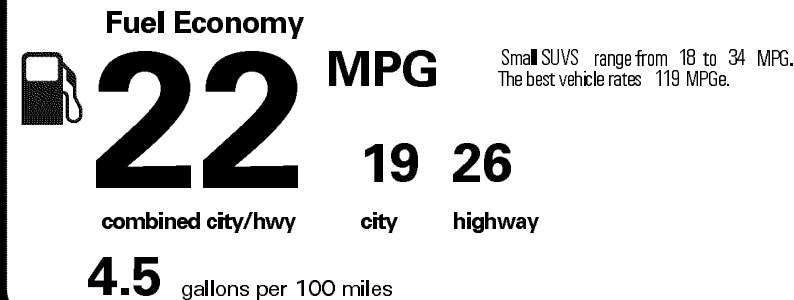
MANUFACTURER'S SUGGESTED RETAIL PRICE

- \*\* Blind Spot Monitor, Intuitive Parking Assist, Rear Cross Traffic Alert & Automatic Braking 1,065.00
- \*\* Matte Linear Dark Mocha Interior Trim 400.00
- \*\* Touch Free Power Rear Door 200.00
- \*\* Heated and Ventilated Front Seats 640.00
- \*\* Navigation System with 12.3" multimedia display, Lexus Enform Destinations (1-year trial subscription included), Lexus Enform App Suite (Complimentary) 2,120.00
- \*\* Premium Package Includes: Leather Trim Seats, Power-folding Outside Mirrors, Driver's Seat/Steering Wheel/Mirror Memory, Aluminum Roof Rails 960.00
- \*\* Moonroof 1,100.00
- \*\* Towing Prep Pkg: Transmission Cooler, Heavy Duty Alternator/Radiator (does not include ball mount) 265.00
- \*\* Heated Leather Steering Wheel 150.00
- \*\* Cross Bars 379.00
- \*\* Door Edge Guards 140.00
- \*\* Running Boards 639.00
- \*\* Cargo Net,Cargo Mat,Wheel Locks & Key Glove 299.00

**\$44,420.00**

EPA DOT Fuel Economy and Environment

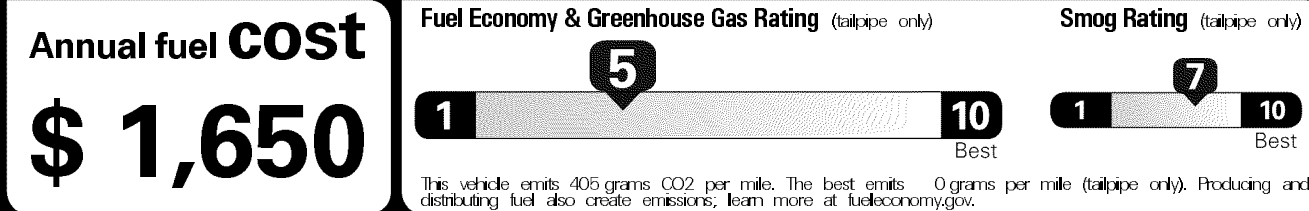
Gasoline Vehicle



**You spend \$ 1,250**

**more in fuel costs over 5 years**

**compared to the average new vehicle.**

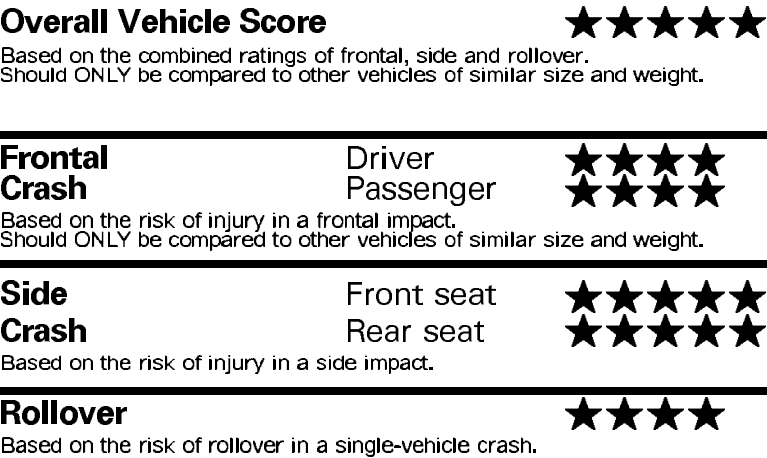


Actual results will vary for many reasons, including driving conditions and how you drive and maintain your vehicle. The average new vehicle gets 26 MPG and costs \$7,000 to fuel over 5 years. Cost estimates are based on 15,000 miles per year at \$2.45 per gallon. MPGe is miles per gasoline gallon equivalent. Vehicle emissions are a significant cause of climate change and smog.

**fueleconomy.gov**  
Calculate personalized estimates and compare vehicles



GOVERNMENT 5-STAR SAFETY RATINGS



Star ratings range from 1 to 5 stars (★★★★★) with 5 being the highest.  
Source: National Highway Traffic Safety Administration (NHTSA)  
[www.safercar.gov](http://www.safercar.gov) or 1-888-327-4236

SUB-TOTAL \$52,777.00

DELIVERY, PROCESSING AND HANDLING FEE 975.00

TOTAL **\$53,752.00**

APPLICABLE FEDERAL TAXES NOT INCLUDED

Manufacturer's suggested retail price includes manufacturer's recommended pre-delivery service.
License and title fees, state, local and applicable federal taxes, and dealer installed options and accessories are not included in the manufacturer's suggested retail price.
<b>LEXUS NEW VEHICLE LIMITED WARRANTY</b> Limited warranty coverage highlights include ^ 4YR / 50000 mile basic coverage ^ 6YR / 70000 mile powertrain coverage ^ 6YR / Unlimited mile corrosion perforation warranty  See your Warranty and Services Guide for details.
<b>LEXUS IS PLEASED TO OFFER THE FOLLOWING OWNER SUPPORT PACKAGE WITH EACH NEW LEXUS</b> ^ 24 hour, 365 day/yr. roadside assistance plan ^ Complimentary 1st and 2nd scheduled maintenance services ^ Lodging for emergency breakdown 100 miles from home  An extended service contract may be available for this vehicle. Ask dealer for details

747 L222

